

Maintenance Kits for High Reliability Electrical Systems



DMC **DANIELS**[®]
MANUFACTURING
CORPORATION
An ISO9001 and AS9100D Registered Company

DMC has built Wiring System Service Kits for over 60 years and has tool kits already designed for most Military and Commercial Aircraft & Ground Vehicles. This includes Helicopters, Shipboard Systems, Weapons Systems, and other High-Demand Electrical Systems.

THE PROBLEM

Complex Wiring Systems: Today's sophisticated aircraft and weaponry electronics have become increasingly complex, and the electrical system operation is critical.

Personnel Training: The technicians who must maintain these systems may not have current knowledge about all types of terminations and tooling needed to repair the vast number of interconnections which make up these systems.

TIME CONSTRAINTS/AOG (*Aircraft on Ground*)

Time Requirements: Once the aircraft becomes inoperable because of a connector failure, it is necessary to replace the connector, contact, terminal, or other wiring device as quickly as possible to avoid revenue loss due to AOG. DMC kits supply your staff with both the information and the tools necessary to make this type of repair in the shortest time possible.

THE SOLUTION

Research: DMC's knowledgeable staff does the necessary research to relieve this pressure, and eliminate the guesswork or haphazard (trial-and-error) utilization of tools and wiring devices by the development of detailed Tool Selection Charts which cross reference all of the connectors with complete repair tool data.

Packaging: DMC then packages these Tool Selection Charts, Contents Charts, and Instruction Sheets with all the crimping tools, turret heads, dies, wire strippers, installing tools, removal tools and other accessories necessary to support the electrical wiring system in durable cases or rugged cabinets so the tools are properly organized and protected. Each tool has a well-designed cavity which extends the life and capability of the tool.

Ready Access: The technician now has ready access to the technical data and tools for reliable, cost-effective Total Wiring System Support.



Optional color contrast foam



DMC kits are available in multiple case materials including: fiberglass, steel, and copolymer polypropylene. Kits are available in multiple sizes, colors, and configurations. Roll-around kits are also available in multiple sizes.



CUSTOM KITS

DMC can work with you to select or custom design the right Wiring System Service Kit to meet your individual requirements. After you have purchased a DMC Service Kit, our trained personnel are available with the information and tools you need to keep your kit up-to-date.

Building a tool kit to service an entire wiring system involves extensive research to select correct tooling and ensure all serviceable connectors, terminals, splices and contacts are covered. Technicians who are responsible for the maintenance or production of entire systems cannot be expected to know all the answers, nor do they have the time to do the necessary research or locate tooling.

DMC has this knowledge and does the technical research for them. We apply our decades of connector industry experience and wealth of tooling information into developing the technical data for every Wiring System Service Kit we build. We design and manufacture a tool kit package which includes: All the necessary tooling (crimping tools, dies, heads, installing tools, removal tools, gages, wire strippers for circular and R.F. connectors and more), valuable tool application data which eliminates guesswork, and complete instructions on set up and use of each tool and accessory.

ENVIRONMENTAL PACKAGING

An analysis of the environmental conditions and other factors is of absolute necessity from the beginning. On-site field maintenance

requires a packaging system where maximum portability and component protection are the controlling factors, whereas maintenance kits designed for depot-level support are based primarily on convenient location of components and other significant factors important to that environment.

CUSTOM SIZES

Depending upon the complexity of the system being supported, the tools and technical data are protected in various formats: from a single metal tool box for basic, on-site repairs to multi-drawer, roll-around cabinets for depot-level repairs.

FOAM INSERTS

Foam inserts (standard for all DMC kits) provide each component with a designated storage space which is indicated on the Contents Charts. This assures the technician that no needed components are missing prior to departing to make the repair. The technician also knows, prior to leaving the on-site repair, that if a foam compartment is empty, then a component is missing and must be retrieved. This helps eliminate FOD (Foreign Object Damage) problems.

ALL IN ONE

Since all of these tools, together with their operating instructions, are contained in a single kit, the connector repair can be made in the shortest time possible, thus permitting a rapid return of your aircraft to service.



INSTRUCTIONS AND TOOL SELECTION CHARTS

DMC1264

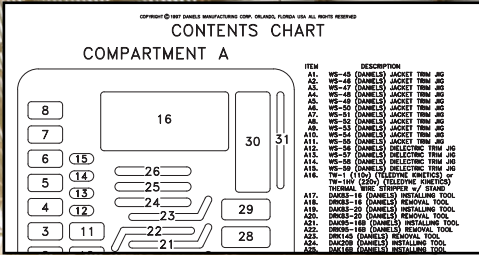
ELECTRICAL CONNECTOR MAINTENANCE/REPAIR KIT FOR

BOEING 737-800
737-800, 737-700 AND 737-800

Technical Data Package

TECHNICAL DATA PACKAGE

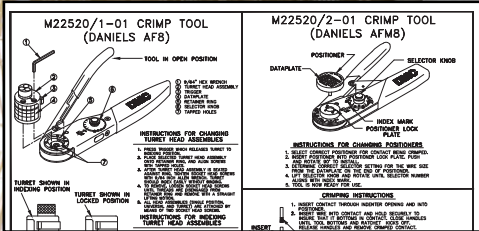
The technical data package is affixed to the Kit and protected by transparent, plastic lamination to prevent environmental damage. DMC offers years of experience in supporting the connector industry. This experience has enabled DMC to develop a wealth of information which can be easily accessed in the technical data package in your Kit. The technical data package typically consists of three sets of data: Contents Charts, Tool Instruction Sheets, and Tool Selection charts.



Contents Charts

CONTENTS CHARTS

Increase Efficiency/Reduce FOD. These charts offer a visual representation of the storage compartments for all tools in the kit. These charts enable the technician to quickly scan the kit be assured that no tools are missing prior to making a repair. While this obviously allows the user to easily locate the required tools, it also decreases the likelihood that important components will become lost or left behind in areas where they may later cause damage to electrical circuitry, or system failure (Foreign Object Debris-F.O.D.). The contents charts also list all the tools by part number, so re-ordering information is immediately available should a component require replacement. All tools are identified by common industry part numbers, and available from the normal supply chain.



Instruction Sheets

INSTRUCTION SHEETS

DMC provides detailed step-by-step directions on how to prepare each tool for use. Instruction sheets are also available to meet foreign language or unique special purpose tool requirements for wire prep, termination, and assembly.

DMC1264 TOOL SELECTION CHART

CONNECTOR PART NUMBER	CONNECTOR	CONTACT	P OR S	COLOR BANDS	BIN CODE	CONTACT SIZE	WIRE RANGE OR CABLE	CONTACT GAGE	CRIMP TOOL	TURRET HEAD POSITIONER OR DIE SET	INSTALLING TOOL	REMOVAL TOOL WIRED	REMOVAL TOOL FOR UNWIRED CONTACTS	ADAPTOR TOOL
	PART NUMBER	PART NUMBER		1st 2nd 3rd		MATING END WIRE BARREL		PART NUMBER	PART NUMBER	PART NUMBER	PART NUMBER	PART NUMBER	PART NUMBER	PART NUMBER
MIL-DTL-38999 SERIES 2 CIRCULAR REAR RELEASE CONTACTS	MS27473-22-B34PX	M39029/58-363	P	ORN BLU ORN	363	20 20		CG20	AFM8	AFM8 K43	DAK95-20B	DRK95-20B	DRK276-20	CM3895-22
	MS27484E24E37SN	M39029/57-358	P	ORN GRN GRAY	358	16 16		CG16	AF8	AF8 TH163	DAK95-16B	DRK95-16B	DRK276-16	CM3895-24

Tool Selection Charts

TOOL SELECTION CHARTS

Eliminate Trial And Error Tool Selection. These detailed charts are developed from the actual connector lists of the system being supported, and are designed to direct the technician in the selection of the proper tools and accessories. DMC does all the research to cross reference the appropriate tooling for proper assembly, repair, and disassembly of the power, RF, and other wire terminations in the system.

The tool selection charts identify the connectors in alpha/numeric order by their military and/or commercial designations; identify the contacts by part number and color code where applicable; list applicable wire sizes; and identify the appropriate crimp tool and associated turret head/positioner/die, installing tool and removal tool for wired and unwired contacts where applicable. The Tool Selection Charts include information on the replacement parts for the connectors & wiring devices.



DMC1264 TOOL SELECTION CHART

CONNECTOR PART NUMBER	CONNECTOR	CONTACT	P OR S	COLOR BANDS	BIN CODE	CONTACT SIZE	WIRE RANGE OR CABLE	CONTACT GAGE	CRIMP TOOL	TURRET HEAD POSITIONER OR DIE SET	INSTALLING TOOL	REMOVAL TOOL WIRED	REMOVAL TOOL FOR UNWIRED CONTACTS	ADAPTOR TOOL
	PART NUMBER	PART NUMBER		1st 2nd 3rd		MATING END WIRE BARREL		PART NUMBER	PART NUMBER	PART NUMBER	PART NUMBER	PART NUMBER	PART NUMBER	PART NUMBER
MIL-DTL-38999 SERIES 2 CIRCULAR REAR RELEASE CONTACTS	MS27473-22-B34PX	M39029/58-363	P	ORN BLU ORN	363	20 20		CG20	AFM8	AFM8 K43	DAK95-20B	DRK95-20B	DRK276-20	CM3895-22
	MS27484E24E37SN	M39029/57-358	P	ORN GRN GRAY	358	16 16		CG16	AF8	AF8 TH163	DAK95-16B	DRK95-16B	DRK276-16	CM3895-24

COMMERCIAL AIRCRAFT

Part Number	Aircraft
DMC30	AIRBUS A300/A310/A330/A340
DMC333	AIRBUS A300/A310
DMC1807	AIRBUS A319
DMC519	AIRBUS A320/A330/A340
DMC899	AVIONS de TRANSPORT ATR-42/72
DMC684-4	BAE 146
DMC80	BOEING (MCDONNELL DOUGLAS) MD-80
DMC185-2MOD1	BOEING 707/727/737-200
DMC717	BOEING 717
DMC975	BOEING MD-11
DMC769	BOEING 737 (EARLY MODELS)
DMC1264	BOEING 737-600,-700,-800,-900,-NEXT GENERATION
DMC201MOD1	BOEING 747-100,-200, 747-SP
DMC921	BOEING 747-400
DMC502	BOEING 757-200,-300
DMC567MOD1	BOEING 757/767
DMC977	BOEING 777
DMC262	BOEING (MCDONNELL DOUGLAS) DC-8/9/10
DMC980-2E	BOMBARDIER CL-215T/415
DMC584	BOMBARDIER CRJ-100/200
DMC1591	BOMBARDIER CRJ-700/900
DMC872MOD1	BOMBARDIER (DEHAVILLAND) DASH-8
DMC1384	BOMBARDIER (DEHAVILLAND) DASH-8-Q400

COMMERCIAL AIRCRAFT

Part Number	Aircraft
DMC2150	COMAC ARJ21-700
DMC857	DORNIER DO-228
DMC1522	EMBRAER ERJ-135
DMC1278	EMBRAER ERJ-145
DMC1521	EMBRAER ERJ-170/175/190/195
DMC839	FOKKER 50/100
DMC635	SAAB 340
DMC1100	SAAB 2000



EXECUTIVE AND BUSINESS AIRCRAFT

Part Number	Aircraft
DMC1851	BOMBARDIER CHALLENGER 300
DMC315A	BOMBARDIER CHALLENGER CL-600/CL-601-3A
DMC1724	BOMBARDIER CHALLENGER CL-605
DMC1319	BOMBARDIER GLOBAL EXPRESS
DMC2206	BOMBARDIER GLOBAL 7000
DMC2105	BOMBARDIER GLOBAL 6000
DMC205-1	CESSNA CITATION I/II/III
DMC260	CESSNA CITATION V
DMC40	DASSAULT FALCON 10/20/100/200/50/900
DMC1344	DASSAULT FALCONJET 500EX/900EX/2000EX
DMC1318	DASSAULT FALCONJET 50EX
DMC1630	DEHAVILLAND TWIN OTTER
DMC1521	EMBRAER LEGACY
DMC197	GULFSTREAM GII
DMC871	GULFSTREAM GIII/IV
DMC1874	GULFSTREAM G150
DMC1253	GULFSTREAM V G500/550
DMC1898	GULFSTREAM G650
DMC576	HS HAWKER 1000
DMC876MOD1	HS HAWKER 800/800XP
DMC556	BEECHCRAFT KING AIR 200/200T
DMC1352	BEECHCRAFT KING AIR 350
DMC852	LEARJET 25/35/55
DMC204	LEARJET 35
DMC1060	LEARJET 60 SERIES
DMC2159	PIPER M-600
DMC786	BAE JETSTREAM 31



HELICOPTERS (MILITARY AND COMMERCIAL)

Part Number	Aircraft
DMC431	AIRBUS HH-65C
DMC1923	AIRBUS HH-65C/MH-65C
DMC1808	AIRBUS H-145
DMC940	AIRBUS (EUROCOPTER) PUMA/SUPER PUMA/ECUREUIL
DMC1280	AIRBUS (EUROCOPTER) EC-135
DMC1808	AIRBUS (EUROCOPTER) EC-145
DMC850	AIRBUS (EUROCOPTER) BO-150/BK-117
DMC1238	AIRBUS (EUROCOPTER) COUGAR
DMC1844	AIRBUS (EUROCOPTER) UH-72A LAKOTA
DMC561	AGUSTA WESTLAND WG-30
DMC902	AGUSTA A-109/A-129
DMC1973	AGUSTA WESTLAND AW-139
DMC441	BELL 206 JETRANGER AND LONGRANGER
DMC491	BELL 212 AND BELL 412
DMC798	BELL 222
DMC577	BELL 222UT/222B
DMC737	BELL GENERAL AVIATION KIT
DMC1354	BELL 412SP
DMC1257	BELL 430
DMC603	BOEING MD-500E AND MD-503F
DMC736	BOEING CH113
DMC1328	BOEING AH-64A APACHE
DMC1730	BOEING CH47
DMC1229	KAMAN K-MAX
DMC1417	KAMAN SH-2G SEASPRITE

HELICOPTERS (MILITARY AND COMMERCIAL)

Part Number	Aircraft
DMC787	SIKORSKY S-70
DMC787B	SIKORSKY UH-60 BLACKHAWK
DMC1576	SIKORSKY S-92
DMC1907	SIKORSKY CH-60/HH-60M/MH-60R/UH-60M BLACKHAWK
DMC386MOD1	SIKORSKY CH-53E SUPER STALLION
DMC420A	SIKORSKY SH-60B SEAHAWK
DMC664A	US ARMY HELICOPTER BDR (BATTLE DAMAGE REPAIR KIT)

MILITARY AIRCRAFT

Part Number	Aircraft
DMC728	BAE HAWK
DMC1283	BAE HAWK 100/200
DMC1567AMOD1	BDAR (BATTLE DAMAGE REPAIR)
DMC17	BOEING C-17 GLOBEMASTER
DMC111	BOEING E-3A SENTRY
DMC306	BOEING (MCDONNELL DOUGLAS) F-15 EAGLE (AIS)
DMC712	BOEING (MCDONNELL DOUGLAS) F-15 EAGLE
DMC498-1001	BOEING (MCDONNELL DOUGLAS) F/A-18A, TF/A-18A
DMC896	BOEING T-45A TRAINER
DMC919A	BOEING KC-135R STRATOTANKER
DMC856	CASA 212
DMC506-1	DASSAULT MIRAGE
DMC1570	EMBRAER EMB-314 SUPER TUCANO
DMC239F	FAIRCHILD REPUBLIC A-10C THUNDERBOLT
DMC22B	LOCKHEED F-22 RAPTOR
DMC216	LOCKHEED F-16 FALCON
DMC314MOD1	LOCKHEED F-16 FALCON (AIS)
DMC800	LOCKHEED P-3C ORION
DMC230	LOCKHEED C-130 HERCULES
DMC1362MOD1	LOCKHEED C-130J
DMC1220	LOCKHEED C-130H
DMC1700C	LOCKHEED F-35 LIGHTNING
DMC252	NORTHROP B-2 BOMBER
DMC1430	PILATUS PC-12
DMC1340	TEXAN II (JPATS)

TANKS AND ARMORED VEHICLES

DMC25	LAV-25
DMC63	M1A1/M1A2 ABRAMS MBT
DMC600	BRADLEY M2/M3 APC
DMC1582B	STRYKER IAV

MISCELLANEOUS

DMC106A	TCAS (Traffic Collision Avoidance Systems)
DMC245-01	TRIDENT SUBMARINES
DMC364	TOMAHAWK CRUISE MISSILE
DMC898	PATRIOT MISSILE
DMC909	PHALANX KIT
DMC989A	AN/SPY-1A
DMC1658	NORTHROP GRUMMAN GLOBAL HAWK (UAV)
DMC2207	B-HUNTER (UAV)
DMC698-2	GENERAL AVIATION TOOL KIT
DMC286-02	GENERAL AVIATION TOOL KIT
DMC2090	VIRGIN GALACTIC SPACESHIP II

Additional kits are available. Please contact DMC for more information.

WORLD WIDE SUPPORT

DMC has developed a worldwide network of professionals to aid you in answering technical questions, designing new service kits, modifying existing kits, and processing orders for kits and individual components. DMC is continually working with the government and major manufacturers towards the development of support materials to keep pace with the most recent developments in technology. DMC's full service facility in Orlando, Florida, has a qualified staff to recalibrate tools to meet FAA requirements and to refurbish kits. As you continually review changes in your interconnect systems and forward this information to DMC, we will update your Tool Kit to support any new configurations. DMC will remain your partner long after you receive your initial Wiring System Service Kit, so you will keep current with all the advances made by the connector industry.



Australia



Austria



Belgium



Brazil



Canada




China



Czech Republic



Finland



France




Germany




India



Israel



Italy




Japan



Mexico



Netherlands



New Zealand



Norway



Poland




South Africa



South Korea



Spain



Switzerland



UK